

### Product description






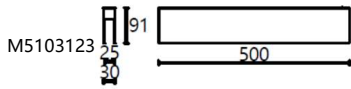
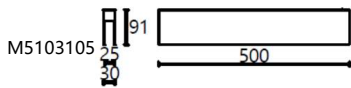
System X is a perfect integrated lighting system. Thanks to the advanced lighting technology, X series can achieve ultra compact structure and size, with a recessed, surface or suspended installation, that can perfectly integrate into the building and has minimum impact on architecture. Minimalist extruded aluminum profile, available to do flexible continuous connection into any lengths or shapes. Versatile LED lighting Modules are provided for free combination with tool-free installation for all kinds of applications: General Lighting, Accent Lighting, Wallwashing. X not only means inclusiveness, but also the infinity extensions.

### Product features


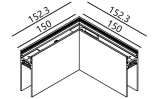
- Minimalist extruded aluminum profile
- 25mm thick, convenient to be connected as a continuous line via accessories
- Available in length from 0.5m to 2m
- Surface mounted
- Served as On-off/DALI/Wireless track
- Profile - matt white/black

### Technical data

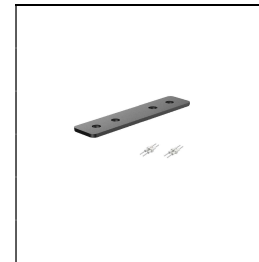
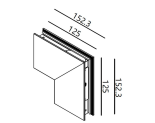
Art. No.	Description	Type	Length
M5103105	X25TS-LE500	Live end	500mm
M5103123	X25TS-C500	Continuous	500mm
M5103106	X25TS-LE1000	Live end	1000mm
M5103107	X25TS-C1000	Continuous	1000mm
M5103116	X25TS-LE2000	Live end	2000mm
M5103108	X25TS-C2000	Continuous	2000mm




**M9103105.014/  
M9103105.013**  
90° Corner  
Matt white/black



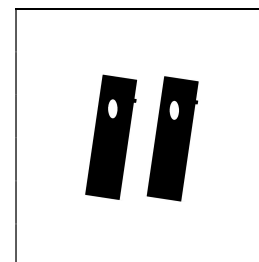
**M9103105.016/  
M9103105.015**  
Inner Corner  
Matt white/black




**M9103105.005**  
Connecting device



**M9103105.006/  
M9103105.004**  
End cap  
Matt white/black



**M9103105.010/  
M9103105.009**  
End cap with side opening  
Matt white/black



**M9103101.006**  
Fixing wrench

### Power Supply Info

Type	Dimming	Art. No.	Input	Output	Power	Address	Length
Constant Voltage Power Supply	—	M9102103.005	AC220V	DC24V	60W	—	*
	—	M9102103.010	AC220V	DC24V	100W	—	*
	—	M9102103.012	AC220V	DC24V	150W	—	*
	—	M9102103.013	AC220V	DC24V	200W	—	*
	—	M9102103.014	AC220V	DC24V	240W	—	*

\*Maximum length allowed for interconnection of one single power supply :

$L = 720/P$

L : Maximum length

P : Total load power (not more than 80% of rated power) on track