

### Product description


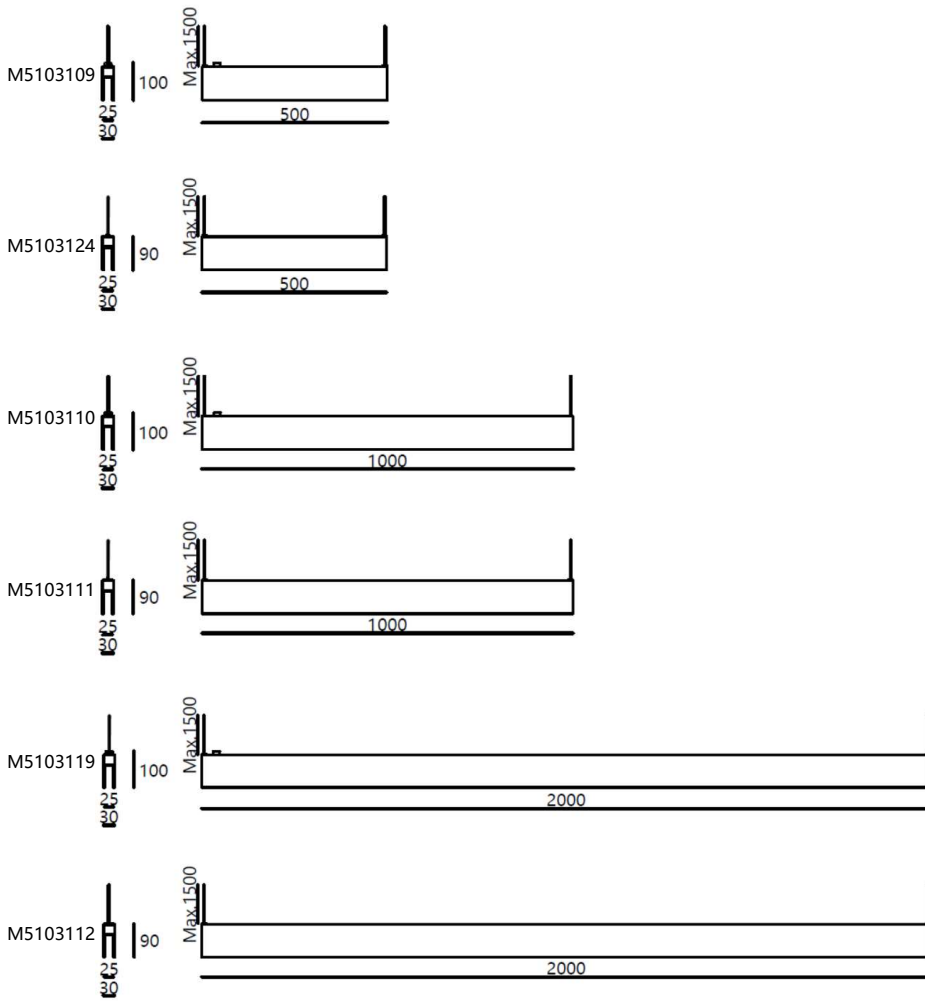
System X is a perfect integrated lighting system. Thanks to the advanced lighting technology, X series can achieve ultra compact structure and size, with a recessed, surface or suspended installation, that can perfectly integrate into the building and has minimum impact on architecture. Minimalist extruded aluminum profile, available to do flexible continuous connection into any lengths or shapes. Versatile LED lighting Modules are provided for free combination with tool-free installation for all kinds of applications: General Lighting, Accent Lighting, Wallwashing. X not only means inclusiveness, but also the infinity extensions.

### Product features


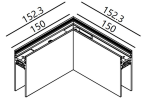
- Minimalist extruded aluminum profile
- 25mm thick, convenient to be connected as a continuous line via accessories
- Available in length from 0.5m to 2m
- Pendant mounted
- Served as On-off/DALI/Wireless track
- Profile - matt white/black

### Technical data


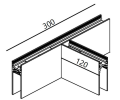
Art. No.	Description	Type	Length
M5103109	X25TP-LE150	Live end	500mm
M5103124	X25TP-C500	Continuous	500mm
M5103110	X25TP-LE1000	Live end	1000mm
M5103111	X25TP-C1000	Continuous	1000mm
M5103119	X25TP-LE2000	Live end	2000mm
M5103112	X25TP-C2000	Continuous	2000mm




**M9103109.010/  
M9103109.001**  
90° Corner  
Matt white/black




**M9103109.011/  
M9103109.002**  
T-90° Corner  
Matt white/black



**M9103109.013/  
M9103109.003**  
Connecting device  
Matt white/black

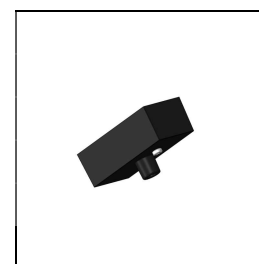


**M9103105.006/  
M9103105.004**  
End cap  
Matt white/black



**M9103109.004**  
Junction box  
White

**M9103109.008**  
Junction box with side opening  
White



**M9103109.005**  
Junction box  
Black

**M9103109.009**  
Junction box with side opening  
Black

### Power Supply Info

Type	Dimming	Art. No.	Input	Output	Power	Address	Length
Constant Voltage Power Supply	—	M9102103.005	AC220V	DC24V	60W	—	*
	—	M9102103.010	AC220V	DC24V	100W	—	*
	—	M9102103.012	AC220V	DC24V	150W	—	*
	—	M9102103.013	AC220V	DC24V	200W	—	*
	—	M9102103.014	AC220V	DC24V	240W	—	*

\*Maximum length allowed for interconnection of one single power supply :

$L = 720/P$

L : Maximum length

P : Total load power (not more than 80% of rated power) on track

### Installation Info

Pay attention to the following information when or before installation:

Standard length of suspension cord: 1.5 meters;

Standard length of supply cord: 1.7 meters;

Only one suspension cord will be used for the interconnection area.



**M9103109.006**

B-type  
connection



**M9103109.007**

Suspension cord