

Product description

Designed to provide optimum high quality downlight, Black incorporates the unique ToD technology in its extreme compact structures to avoid any possible spill light for perfect light control. Multi-functional lighting solutions include fixed, adjustable and wallwasher, together with three dimming methods, all are suitable for new creative freedom in numerous indoor lighting applications.

Product features

- High quality, extreme compact frame made of aluminium ensures excellent heat dissipation
- Light aperture:  $\Phi 50\text{mm}$
- Incorporated unique ToD optic system reduce direct glare significantly
- High visual comfort
- High power LED
- Cutout: 66mm
- On-off/DALI/Wireless versions available
- DALI versions occupy 1 address
- Wireless versions occupy 1 address

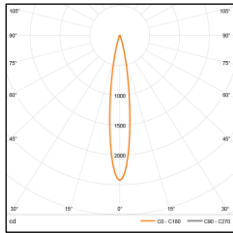
- Frame – matt white
- Reflector – specular silver/black/gold

Technical data

Input	AC220V
Power consumption	5W
CRI	>90
CCT	3000K
Beam angle	15°
Chromaticity tolerance	<3 SDCM
Rated lifetime	50000H (Ta 25°C)
Dimming method	On-off or DALI/Wireless
Dimming range	On-off or 0-100%

Luminous intensity distribution curve

LED 4W 355lm 3000K

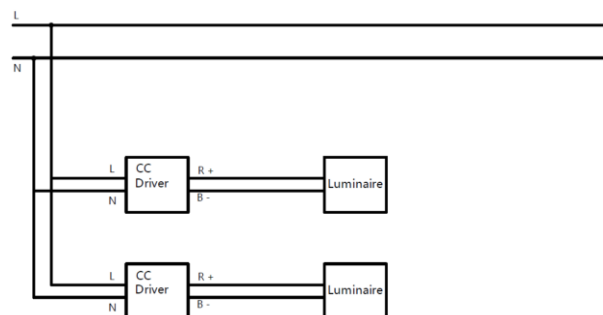


H(m)	D(m)	E(lx)
1.0	0.28	2365
2.0	0.56	591
3.0	0.83	263
4.0	1.11	148
5.0	1.39	95

### Power Supply Info

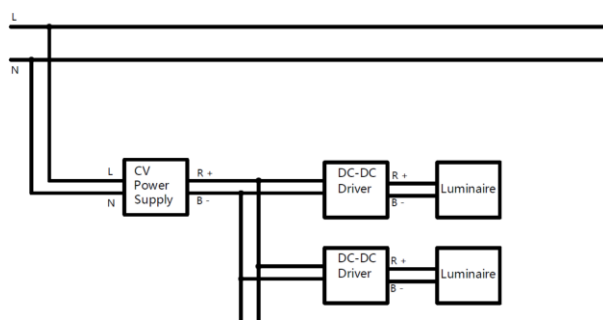
Type	Dimming	Art. No.	Input	Output	Power	Address	QTY
Constant Current Driver	On-off	M9102202.001	AC220V	350mA	6W	—	1
	DALI	M9102202.002	AC220V	350mA	6W	1	1
	Wireless	M9102202.003	AC220V	350mA	6W	1	1
Constant Voltage Power Supply	—	M9102103.001	AC220V	DC24V	Max.18W	—	Max.2
	—	M9102103.003	AC220V	DC24V	Max.40W	—	Max.5
	—	M9102103.005	AC220V	DC24V	Max.60W	—	Max.8
DC-DC Driver	On-off	M9102202.005	DC24V	350mA	—	—	1
	DALI	M9102202.006	DC24V	350mA	—	1	1
	Wireless	M9102202.007	DC24V	350mA	—	1	1

### CC(Constant Current Driver) wiring diagram



**DO NOT inter-connect wires with different colors.**  
Please consider the **TOTAL ADDRESSES** before wiring.


### CV(Constant Voltage Power Supply) wiring diagram




**DO NOT inter-connect wires with different colors.**  
Please consider the **TOTAL ADDRESSES** before wiring.

Wiring diagrams are examples of typical installations intended to illustrate the number of luminaires that must be connected. These diagrams are not intended to specify all equipment necessary for a given circuit.


Please confirm all details with LiteMatrix or suppliers before wiring so as to avoid any unnecessary damage.



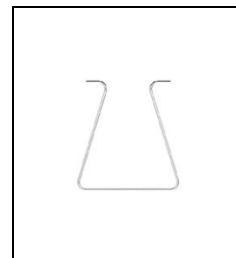
**M9102201.001**  
Reflector  
Specular silver



**M9102201.002**  
Reflector  
Specular black



**M9102201.002**  
Reflector  
Specular gold



**M9102201.003**  
Mechanical hook